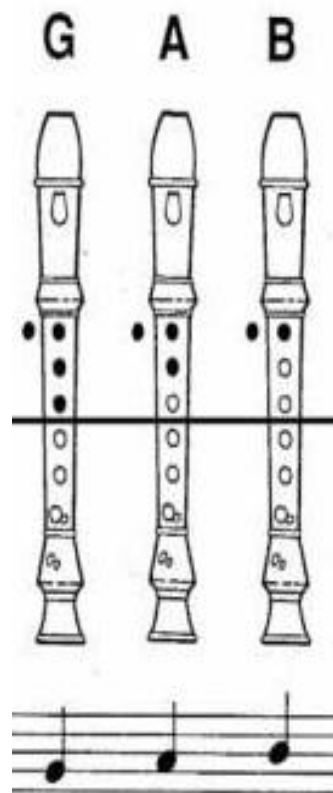






Parent Meeting Listening to your child read

Learning to read music

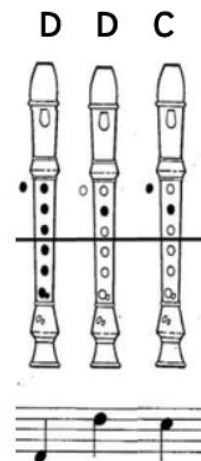
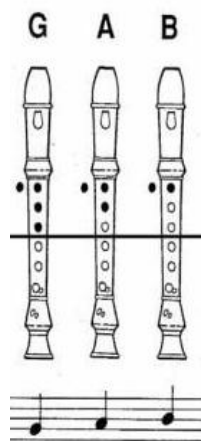


Hot Cross Buns

Trad.



Learning to read music



WWW.MAMALISA.COM

LONDON'S BURNING

Musical notation for the first system of the song. The key signature is one sharp (F#) and the time signature is 3/4. The melody is written on a treble clef staff. The lyrics are: Lon - don's bur - ning Lon - don's bur - ning Fetch the en - gines fetch the

Musical notation for the second system of the song. The key signature is one sharp (F#) and the time signature is 3/4. The melody is written on a treble clef staff. The lyrics are: en - gines Fire fire Fire fire! Pour on wa - ter, pour on wa - ter.

Read Write Inc. Storybooks



Pin it on


Introduction
In this story, some children are playing a game called 'Pin the tail on the donkey'. They are blindfolded, and need to attach the tail to the right place. Let's see how they do!

pin it on

not on its leg



4



"Snatchosaurus is a very dangerous dinosaur," she said.
"So it's obvious! We need to find an *even more* dangerous dinosaur to catch him!"

"But where can we find a dinosaur like that?" asked Stegosaurus, cautiously.

"We will make one!" came the reply.

So they got out their scissors, and their pencils, and their paper, and their card, and their paints, and their sticky tape ... and they made ... a Catchasnatchosaurus!
And the famous Snatchosaurus was never seen again!

15

Three reads





1. Read every word **accurately**.
2. Read more words **'at a glance'**.
3. Read the whole story accurately, fluently and with a **storyteller's voice**.

Book Bag Books


Extra reading practice at home.

Linked to the story they have read in class.

Matched to the sounds children know.



If you would like extra reading for your child to practice...



'Special Friends', 'Fred Talk'

1.6

ship

"Get off **my** ship!" **said** Black Hat Bob.

"**No,**" **said** Red Hat Rob.

"**I** will not."



Red Words

I



said

This is Red Hat Rob.



“I will grab that cash box,” he said.

What books will children bring home?



What can I do?

Ask your child to read the sounds and words before they read the story.

They will enjoy teaching you to read these words too.

☆ ☆

Speed Sounds

Consonants Ask children to say the sounds.

f	l	m	n	r	s	v	z	sh	th	ng
ff	ll		nn	rr	ss	ve	zz			nk
	le		kn				s			

b	c	d	g	h	j	p	qu	t	w	x	y	ch
bb	k	dd	gg			pp		tt	wh			tch
	ck											

Each box contains one sound but sometimes more than one grapheme.
Focus graphemes for this story are circled.

☆ ☆ ☆

Story Green Words

Ask children to read the words first in Fred Talk and then say the word.

Sanjay	Miss	Hay	ill	cup	tray	ring
--------	------	-----	-----	-----	------	------

Ask children to say the syllables and then read the whole word.

animal	o'clock	okay	Stingray
--------	---------	------	----------

Ask children to read the root first and then the whole word with the suffix.

play	→ played	egg	→ eggs
------	----------	-----	--------

☆ ☆

Red Words

Ask children to practise reading the words across the rows, down the columns and in and out of order clearly and quickly.

of	are	said	you
all	no	he	call
we	put	your	to
want	I've	she	go

What can I do?

Encourage them to read the word in Fred Talk if they hesitate or read it incorrectly.

Praise them when they succeed.

What can I do?

Read back each sentence or page to keep the plot moving.

Your child's energy is going into reading the words not the story.

What can I do?

1. Let them show you what they can do - avoid reading the story to them first.
2. Ask your child to use Fred Talk - avoid asking your child to guess a word by looking the pictures.
3. Encourage your child to keep going.

Keep smiling!

Additional support at home



[http://schools.ruthmiskin.com/training/view/
XwHLhw5g/ghq0nJhA](http://schools.ruthmiskin.com/training/view/XwHLhw5g/ghq0nJhA)

Spelling

The children will be learning to spell words as well as read them. Once your child gets to green books (and beyond), they will come home with a spelling list to practise on Fridays. They will be quizzed on these spellings the following Friday.

- New
- Review
- 'Red' / common misconception

Online resources available

Ruth Miskin Families Page:

<https://www.ruthmiskin.com/parentsandcarers/>

Ruth Miskin Facebook:

<https://www.facebook.com/miskin.education>

Free e-books for home reading:

<http://www.oxfordowl.co.uk/Reading/>

Parents carers and families webpage



Any questions?





Reading feeds the imagination. It expands horizons and offers new and exciting ways of seeing and making sense of our lives and of the world around us.

Michael Morpurgo